



The Parents' Guide to Google Classroom



What is Google Classroom?

Think of Google Classroom (GC) as your child's digital link to learning.

Teachers use GC to share assignments, homework, newsletters, and much more with students AND parents!



Getting Started



Your child was provided with a secure login and password that is unique to them.

Check with his/her teacher to obtain this private information OR ask them to add you as a parent via email!



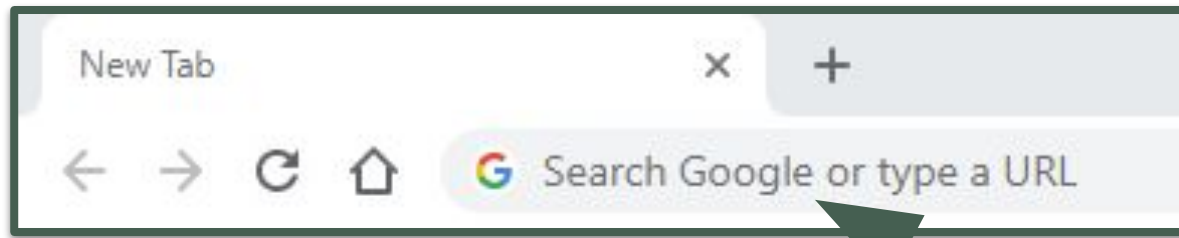
Getting Started



1 Click on the Google Chrome browser icon.



Getting Started



2 Type www.google.com
into your web
address bar.



Getting Started

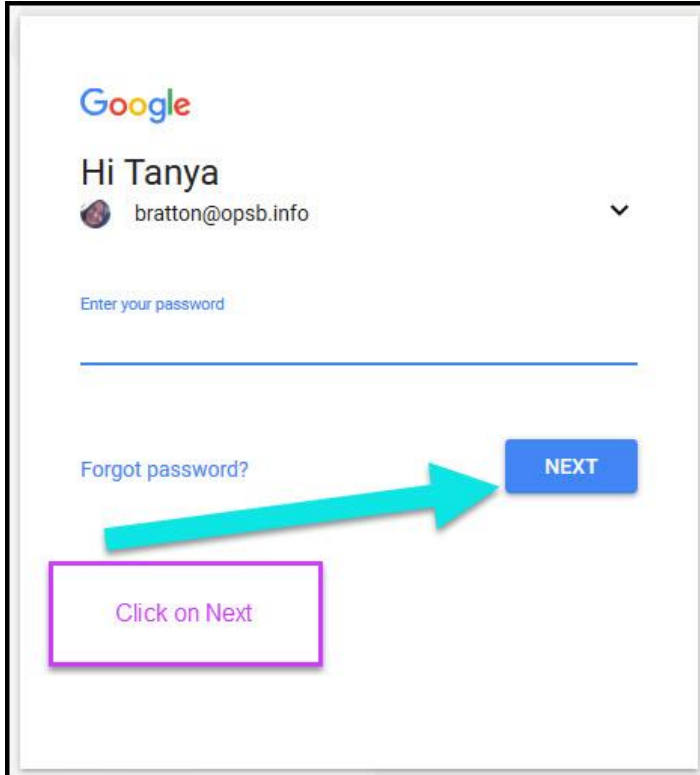


3

Click on **SIGN IN** in the upper right hand corner of the browser window.



Getting Started



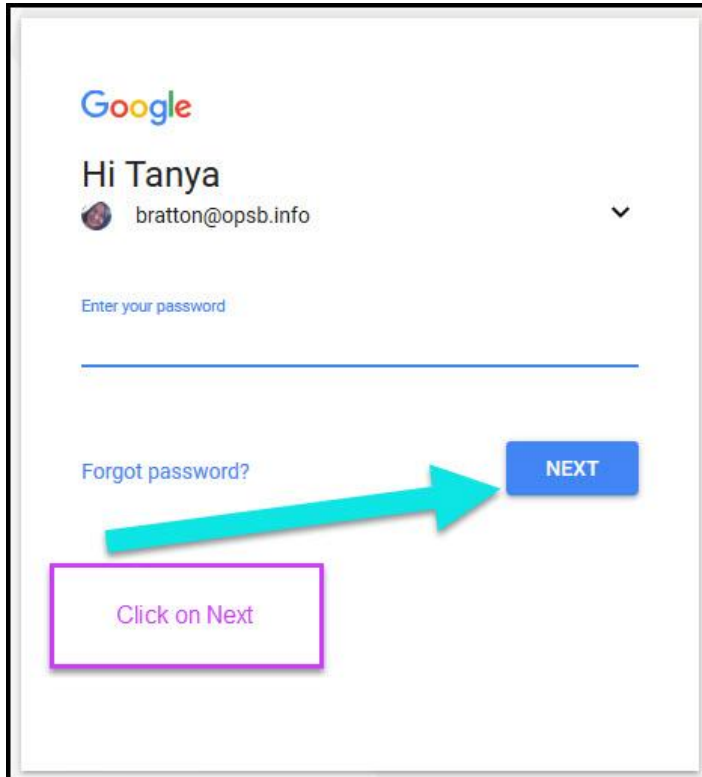
A screenshot of a Google login page. At the top is the Google logo. Below it, the text "Hi Tanya" is displayed next to a profile picture and the email address "bratton@opsb.info". There is a dropdown arrow to the right. Below this is a password field with the placeholder text "Enter your password". To the left of the password field is a link that says "Forgot password?". To the right of the password field is a blue button labeled "NEXT". A large cyan arrow points from a purple-bordered box containing the text "Click on Next" to the "NEXT" button.

4

Type in your child's **Google**
Email address
(pupil.name@invergordonacademy.org.uk)
& click "**next.**"



Getting Started

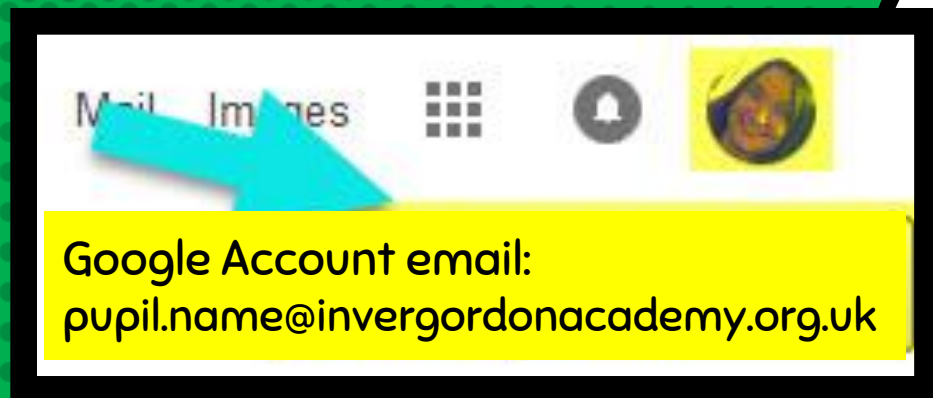


A screenshot of a Google account login page. At the top is the Google logo. Below it, the text "Hi Tanya" is displayed next to a profile picture and the email address "bratton@opsb.info". A dropdown arrow is to the right. Below this is a password field with the placeholder text "Enter your password". Under the password field is a link that says "Forgot password?". To the right of the password field is a blue button labeled "NEXT". A large cyan arrow points from a purple-bordered box containing the text "Click on Next" to the "NEXT" button.

5

Type in your
PASSWORD
& click "next."

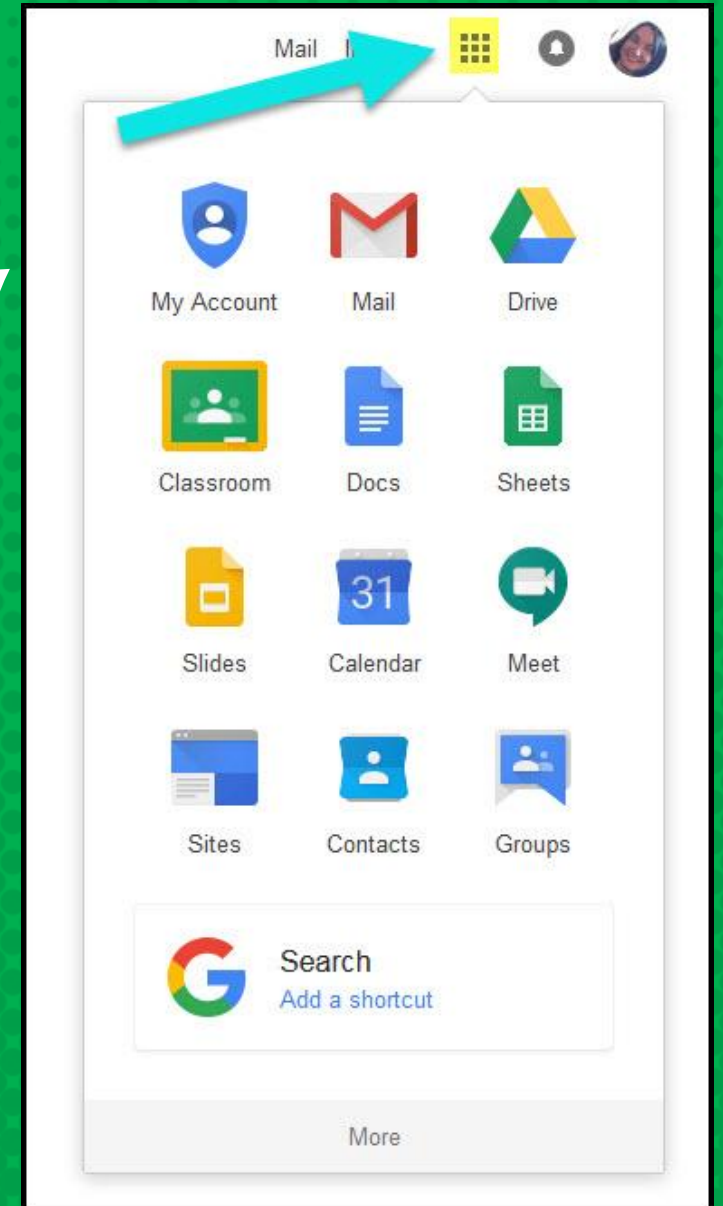




NOW YOU'LL SEE
that you are signed in to
your Google Apps for
Education account!

GOOGLE SUITE

Click on the 9 squares
(Waffle/Rubik's Cube) icon in the
top right hand corner to see
the Google Suite of Products!



GOOGLE ICONS TO RECOGNIZE:



CHROME



DOCS



DRIVE



SLIDES



SHEETS



FORMS



CALENDAR



GMAIL



PHOTOS



MAPS



KEEP



CLASSROOM



MEET



HANGOUTS



SITES



CONTACTS



CLOUD



CLOUD SEARCH



YOUTUBE




NEWS



VAULT



MY ACCOUNT

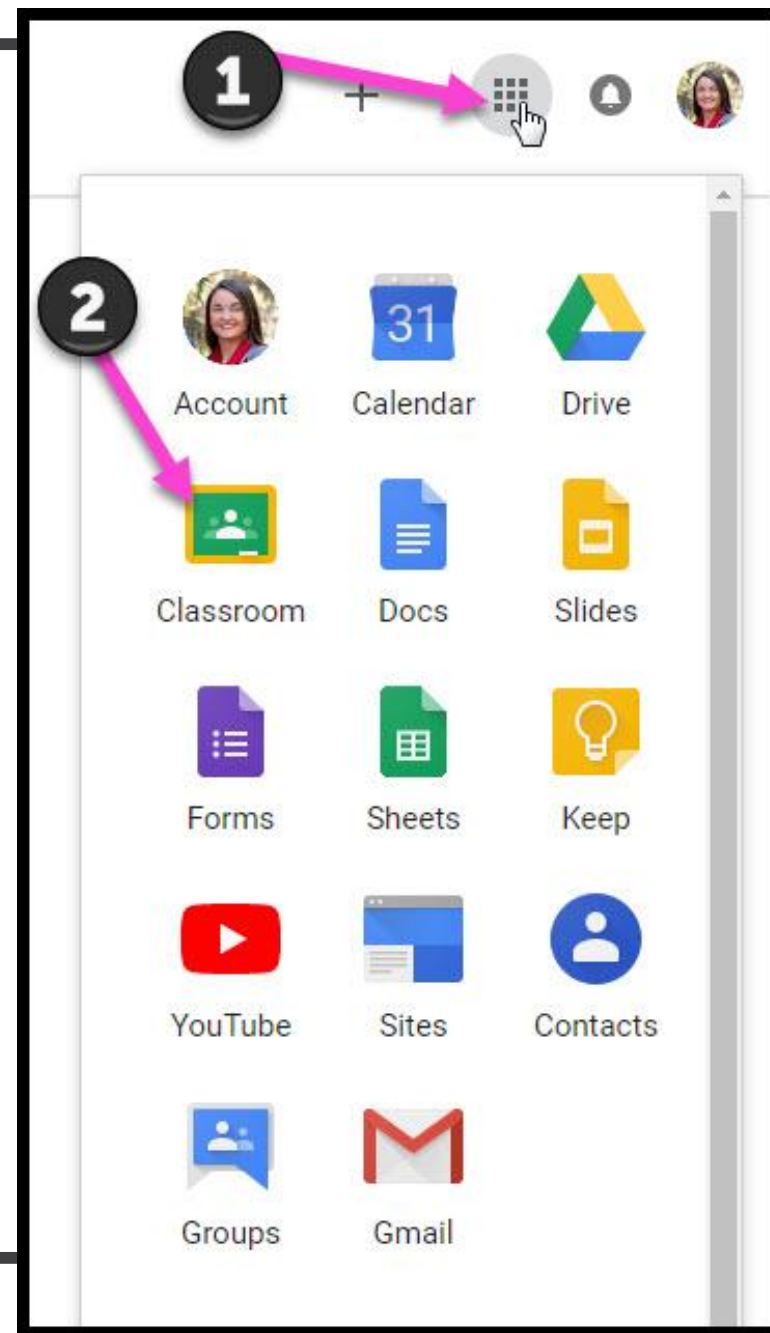


GROUPS

Navigating Classroom

1

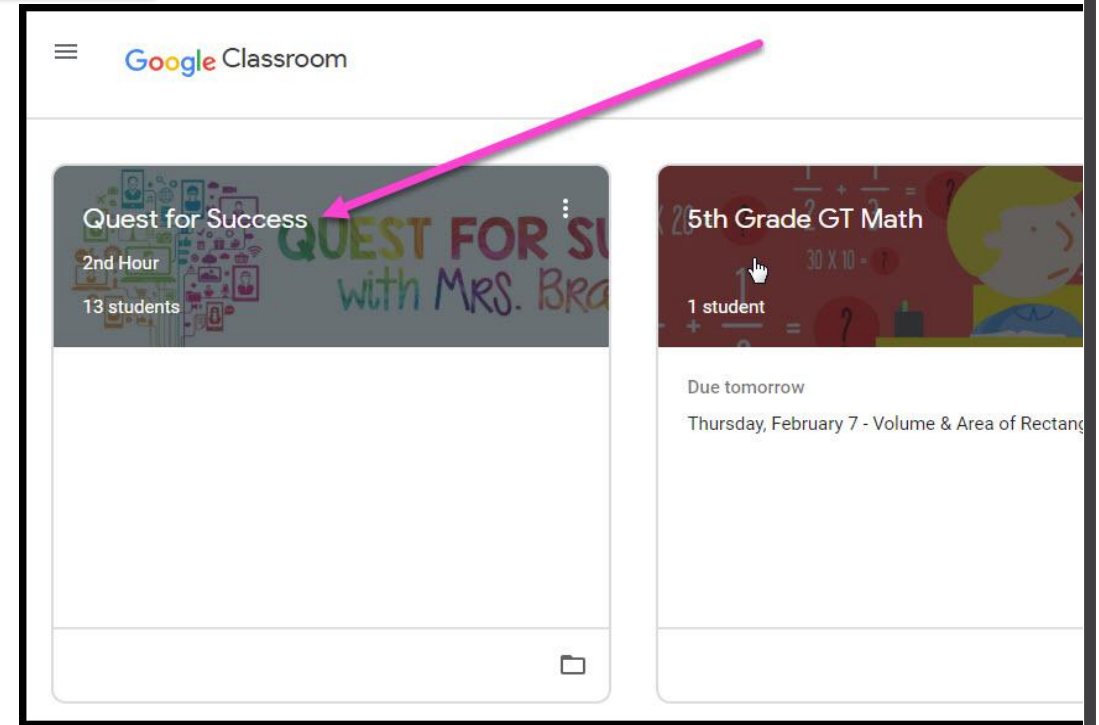
Click on the waffle button and then the Google Classroom icon.



Navigating Classroom

2

Click on the class you wish to view.



Navigating Classroom

3

Page tools
(Left side)



= Important to
keep track of

The screenshot shows the Classroom app interface. At the top, there's a navigation bar with icons for '3rd hour Science' (1), 'Stream' (3), 'Classwork' (4), 'People' (5), a 'Waffle Button' (6), and a user profile icon (7). Below the navigation bar is a header for the '3rd hour Science' class with a background image of tools. Underneath the header, there's an 'Upcoming' section (8) showing a message 'Woohoo, no work due soon!' with a 'View all' link. To the right of the 'Upcoming' section is a text input field 'Share something with your class...'. Below the 'Upcoming' section is a section for 'View class updates and connect with your class here' (9), which includes a toggle switch for 'See when new assignments are posted'.

- 1 Menu of Classes
- 2 Current Class
- 3 Announcements Page
- 4 Assignments
- 5 Teacher(s) & Classmates
- 6 Waffle Button (App Directory)
- 7 Your account
- 8 Upcoming Assignments
- 9 Updates from your teacher

Navigating Classroom

4

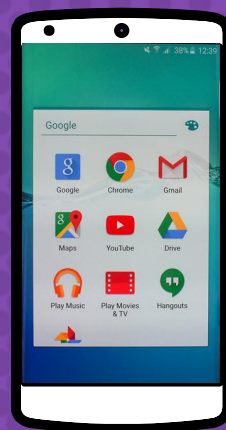
Assignment
details

The screenshot displays the Classroom interface with the following elements and callouts:

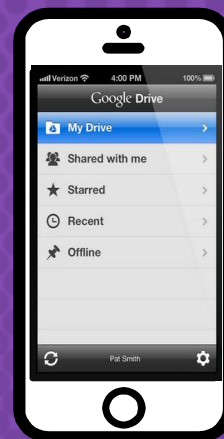
- 1** Classwork Tab
- 2** View your work
- 3** Google Calendar
- 4** Class Drive folder
- 5** All topics
- 6** Benchmark Tests
- 7** For the Week of September 2 - 6
- 8** Due Today
- 9** Assigned
- 10** Attached files/links (Day 1 - Multistep Equatio... PDF, Day 2 - Variables on Both... PDF, Day 3 - Infinite & No Solu... PDF, Day 4 - Algebraic Propor... PDF)
- 11** Click to view assignment

1	Classwork Tab	5	Topics available	9	Assignment Status
2	See your Grades	6	Topic Headings	10	Attached files/links
3	See Due Dates	7	Assignment Title	11	Click to view assignment
4	View your files	8	Assignment Due Date		

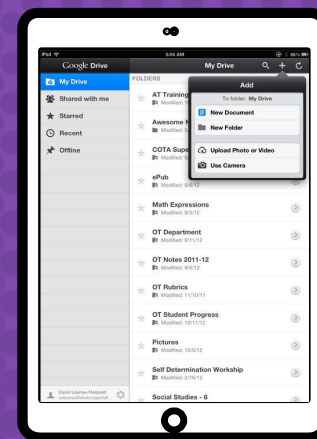
ACCESS ANYWHERE



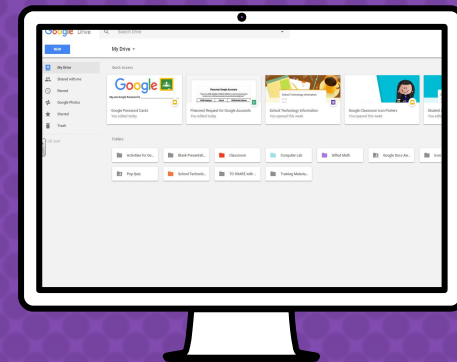
ANDROID



IPHONE



TABLET



DESKTOP



GOOGLE APPS

allow you to edit Google
assignments from
any device that is connected
to the internet!



Download on the
App Store



GET IT ON
Google Play



QUESTIONS?



Email us at: [contact @invergordonacademy.org.uk](mailto:contact@invergordonacademy.org.uk)